



CHINOOK WOODTURNING GUILD NEWSLETTER

A CHAPTER OF THE AMERICAN ASSOCIATION OF WOODTURNERS · VOL 2021, NO 5 · MAY, 2021

PRESIDENT'S MESSAGE

Dan Michener, President



When you are in your workshop your personal safety is pretty well up to you. That saw blade is not gunning for your fingers and that spinning wood has no intention of knocking your teeth out. Bad things can happen, but you can do a lot to prevent, or at least diminish, the badness.

Lately, our guild has experienced a more sinister type of hazard. These are internet scams which are intentionally directed at us and can cause considerable damage and despair. We communicate a lot using email these days, so email scams are showing up. For instance, André has received emails, apparently from me, asking him, as Treasurer, to transfer funds to something he never heard of. I sent no such email. More recently, some of our members got scam notices of a change in schedule of an upcoming Zoom demo. Not long ago, Roy received a message, apparently from me, saying I was indisposed, and could he please send money somewhere and that I would reimburse him later. There have been several similar events in the last year.

Many of us came to the digital world later in our lives and maybe our BS detectors aren't perfectly attuned to the modern threats. We are pretty good at keeping our body parts intact when in the shop, but on-line it may be a different story, and we know from the news that we don't have to be old to be scammed.

Continued on Page 2

ANNOUNCEMENTS

**The Chinook Woodturning Guild
is thrilled to announce**

- **David Ellsworth will present an Interactive Remote Demonstration for our Alberta guilds and Great Falls on 29 May (Saturday) 2021 at 1pm Mountain Time.**
- Put this on your calendar. David is one of, if not THE, most influential woodturners working today. If you search 'David Ellsworth woodturner' on the internet you will get a mass of information, interviews and pictures of his work. David is a lifelong artist, founder of the American Association of Woodturners, 5 years president of the AAW, teacher, mentor and inspiration to hundreds of woodturners around the world.
- David will demonstrate his natural edge open bowl.
- The demo begins at 1pm Mountain Time, but the room opens 30 minutes earlier.
- Guild members will receive invitations.
- **2 June, Wednesday, 2021.** Chinook Woodturning Guild Zoom Sawdust Session 7pm.
- **17-18 July, 2021.** The American Association of Woodturners' 2021 Virtual Symposium, July 17-18, 2021, with front-row seats from home. Using an enhanced virtual event software platform offering multiple concurrent live demonstration tracks (with access after the conference to all recordings), a virtual trade show, a virtual Instant Gallery, live and silent auctions, special interest topics, drawings, and more. AAW members \$45, non-members welcome for \$60. For details go to: <https://www.woodturner.org/Woodturner/Events/Annual-Symposium---Conference/2021-Virtual-Symposium/Woodturner/2021-Virtual-Symposium/2021-Virtual-Symposium-Home.aspx?hkey=ddf4a54f-ab24-414f-abe8-e6ef044c0d6d>



President's Message - Continued from Page 1

The names and email addresses of the guild Executive are on the website and available to anyone. Also, we do a lot of group emails with announcements and instant gallery contributions, so inevitably people who are not woodturners come across some or all of our contacts. There is no blame here, we communicate, and we accept the risks, but there are some things to keep in the back of your mind when you are emailing.

If a friend or colleague emails you to handle money for whatever reason, call them on the telephone and find out what's going on.

If a request or announcement seems out of character or a little weird, do not reply. The email address shown may not be the one to which the message is directed. Instead, call or text or email the person from your address book.

If there is an odd message, encouraging you to click a link to see a picture or video, put it in the trash without opening.

An unlikely message is probably one to be suspicious of. When I got an email from Vern, I was extremely suspicious because Vern was no longer of this world.

So, try not to send out our group mailing list to nonmembers and be suspicious of any message asking for something unusual. And, by all means, call the apparent sender and ask what's up.

And do be careful in the workshop. What I said at the beginning is a lie – those spinning blades really are looking at your fingers! They are sit-and-wait predators. Do not feed them.

How to join a Zoom Meeting

This information is from a previous Central Alberta Woodturners newsletter.

On desktop, tablet or phone by downloading the app.

1. Download the **Zoom desktop app** on your Mac or PC. <https://zoom.us/download>
2. Open the **Zoom app**.
3. Click **Join a Meeting**.
4. Enter the **Meeting ID** and your **name**, and set **audio/video permissions**.

On desktop, tablet or phone via meeting invite link.

1. Click on the Meeting Invite URL that the host shared via email or text.
2. Open the **Zoom app**.
3. **Approve** the request for **permission** to use your computer's **audio and camera**.

Depending on the meeting's set-up:

- you may enter the meeting right away
- you may need to wait for the host to arrive first or
- you may be placed into a waiting room that the host controls.

THE AMERICAN ASSOCIATION OF WOODTURNERS

The American Association of Woodturners is a huge source of information on all things related to woodturning. This is a worldwide organization encompassing woodturners of all interests and skills. Many benefits accrue to members. If you are not a member you can check out their website here <https://www.woodturner.org/>. *We recommend membership to all our members.*

FIVE VIRTUAL GATHERINGS in THE PAST MONTH

Through the past month we have been fortunate enough to have participated in five separate virtual gatherings including a Dustless Sawdust Session and four IRDs through the combined efforts of the four Alberta guilds and Great Falls.

April 21 the Great Falls Woodturners hosted an informative evening presented by **Terry and Ben Hill**. They demonstrated their approach to segmented turnings including the creation of feature block and rings.

May 5th the Chinook Woodturning Guild held its monthly **Sawdust Session** via Zoom.

May 6 the Central Alberta Woodturners hosted a demo by **Joe Fleming** with an introduction to Air Brushing.

May 13 the Edmonton Woodturners invited us into the shop of **Bert Delisle** where he demonstrated the turning of two different forms of coffee scoops. He also demonstrated his home-made chuck for creating a one piece scoop.


May 29 we joined as combined groups to view an **IRD from renowned woodturner David Ellsworth** as he taught and demonstrated the art of turning a live-edge bowl.

Those who participated in these events gained valuable insights and benefitted from the interaction between woodturners from all over Alberta as well as much of Montana.


Thanks to all those who so unselfishly volunteer their time to bring such quality programming to the rest of us.



Bert Delisle's Coffee Scoop chuck



Terry and Ben Hill



David Ellsworth



INSTANT DISTANT GALLERY



The vase is 10 and 3/4 inches high and the base and mouth are 3 inches across. The wood is from a Mayday Tree from the Ladybug Arborist and turned while being very green. I used Parfix to minimize the movement of the outside shape which worked quite well, and use the corresponding beeswax on the buffing wheels to bring out the shine. A 1 inch Forstner bit was used to drill 6 inches down the center for the glass vial making it a Bud vase.

My jewelry box is made with Oak and Maple. I made a recess on the lid for my Starfish inlay, with Maple being 3 mm thick and the Bubinga being 4.1 mm thick to accomplish a proud starfish. The drill bit used for the inside cut of the inlay is 1/32nd of an inch, and the head of my scroll saw was 2° to the left and the blade used is a number 2. The bottom portion of the box was fitted with a music box movement that plays "It's a Small World After All".




Lorraine Mix



Norm Robinson gave me a piece of cracked wood. I made a cracked bowl. I'll put crackers in it.
Dan Michener

Bowling set
Norm Stelter



Two vases and a plate
John VandenBerg

INSTANT DISTANT GALLERY cont.



*"Navajo Rug #2" Basket weave illusion vase. 8" high.
Dan Michener*



*An electrician that was here asked me if I could make some rustic drink coasters. Well, I can't make rustic coasters, but I made a rustic caddy to put them in. This is the result.
Green Ash.*



...and a second set of 8 Ash coasters with caddy.

Dan Michener



*Platter, 13" diameter. 1/4 " thick.
Ash, finished with walnut oil.
Dan Michener*



*Drew/carved a Canadian maple leaf on the bowl I glued the piece of basswood onto.
Jim Galloway*



*"Shark's tooth bowl" because of the shape. Ash slab. 20" tip to tip, but the bowl is eccentric so the sharp tip only cleared the lathe bed by 1/4 inch. Wipe-on poly finish for the bowl, bare wood for the rest.
Dan Michener*



*Winged bowls
Jim Galloway*

INSTANT DISTANT GALLERY cont.



Turned this vase 9"h x 7.5" thanks to Ladybug Arborist apple wood and the weather.
John VandenBerg



60 Grit

Rough humor by Steve Spiro



Woodworkers discussing a maple plank.

ANDRÉ'S PREFERRED WEB SITES OF THE MONTH

With the return of leaves around us it is the perfect time to look at the spectacular work of Rosemary Wright, a wood artist and maker from the United Kingdom (<http://www.rosemarywright.co.uk/>). Under the Portfolio tab you will find an exhibition of platters, bowls, salt dishes, tea light holders and the stunning leaf shape platters. Go for a plunge and you will find a remarkable selection of these leaf form platters. They are different but they all convey some mystery and how she did that on a lathe?

Eric Lofstrom is a woodturner from the Seattle area (<https://www.ericlofstrom.com/>) known for his colourful bowls painted on the inside and either painted black or displaying their grain character on the outside. He used a torch to burn the surface or black milk paint to produce a different surface. This is a case where touching the work makes a huge difference. I know from experience as I attended one of his IRD session in March where he was treating the surface of a cherry turned egg with different options including burning and black paint treatments. As he drew

for the piece of his demo, I was the lucky winner. I will bring it to our first in person meeting when it happens so that you can experience that tactile feeling. Eric also produces mighty decorated water droplets involving off-centre turning, beautiful boxes and stunning spinning tops. You will enjoy yourself visiting his website.

Ian Stewart is a Toronto designer, educator, furniture maker and a woodturner (<https://ianstewart.design>). He turns natural edge vases and off-centre vases and boxes. His off-centre works is based on defining a waist region and generally turning off-centre the base portion, regular center for the remainder of the vase and an off-centre cap/finial. I am sure that you will enjoy seeing his unique perspective on wood turning when you visit his web site. He did contribute an article in the American Woodturner magazine (32(1):38-42, 2017) on his peculiar approach to turning.

Enjoy the websites, happy turning and remain safe!

André

Sanding Disc Purchase

At the end of April I got a notice from the Edmonton Woodturners that Robert Seke, in Windsor Ontario, was disposing of 3" sanding discs at favourable prices. I phoned Robert and learned that he is in the industrial abrasive business, so doesn't ordinarily deal with sandpaper, however, his father-in-law's estate left him a warehouse full of the stuff.

It turns out that Robert has millions (really!) of sandpaper discs, 2" and 3" and 6" and probably other sizes as well. He has all the common grits from 80 to 1000, and perhaps others. The discs are Velcro backed, but he has sticky backs too. Not only that, but there are backing plate pads, to hold the sandpaper, in at least 2" and 3" sizes.

This is not the main business that Mr. Seke is in, so he is disposing of the sanding discs in packets of 100 for \$9, that's 9 cents/disc, and the backing plates are \$8 each. This is a heck of a deal for woodturners like us, so our guild put together a group order for our members who wanted a lifetime supply of sanding discs. Fifteen of us ordered \$1901 worth of sandpaper and plate pads. I e-Transferred the payment to Robert and he packed up the order and shipped it. Shipping will cost each of us \$6.25.

If you want more sandpaper call or text Robert at 1-226-787-5405. He is very obliging, and boy does he have sanding discs!

Dan Michener

NEW MEMBERS

We have new members in our guild.

Please welcome Jason Shaughnessy, Ryan Kurtz and Hugo Schenkel. These gentlemen have lathes and enthusiasm. We are glad to have them on board.

SUBMISSIONS REQUEST FROM GUILD MEMBERS

I again want to encourage any of you who have a story regarding wood and turning, or anything related, to feel welcome to write up your experience and submit it to me for inclusion in the newsletter.

It has also been quite some time since anyone has written an introduction of themselves to the Guild. Several new members have joined while we have not been able to meet. Please take a few moments to tell us about yourself, your experiences and your dreams and I will include it in an upcoming newsletter. (New members encouraged).

If you are not comfortable writing, contact me and we will work on it together. We would like to know you.

Roy Harker - nlharker@gmail.com

ABOUT THE GUILD

**During the pandemic our reduced membership fees are:
Regular membership \$50, Students \$32.50 and Family memberships \$84.**

The Chinook Woodturning Guild was formed in September, 2004. The Guild's main emphasis is skill improvement and camaraderie.

mailing address:
% Casa
230 - 8 Street South
Lethbridge, AB
Canada T1J 5H2

Meetings are at 7 pm the 3rd Thursday each month, Sept through June at the Casa building on 8th Street South in Lethbridge

A map to the meeting location is found on our website.

[http://
www.chinookwoodturning.org/](http://www.chinookwoodturning.org/)

Guild meetings are being held on line via Zoom until it is deemed safe to meet face to face again.



President

Dan Michener
403-331-9177
michenerdan@gmail.com



Treasurer

André Laroche
403-329-6414
gplaroche@telus.net



Vice-President

Norm Robinson
403-404-4428
NormRobinson@hotmail.com



Beads of Courage Chairman

John Vandenberg
403-380-0141
fayjohn@shaw.ca



Secretary & Newsletter Editor

Roy Harker
ph 587-316-0255
txt 385-245-9449
nlharker@gmail.com

Newsletter Contributors:

Dan Michener

André Laroche

Roy Harker